



Weeks 37-38: September 8 – 21, 2013



Summary

The Florida Department of Health (FDOH) monitors multiple surveillance systems such as the Electronic Surveillance System for the Early Notification of Community-based Epidemics (ESSENCE-FL) notifiable disease reports (Merlin), National Respiratory and Enteric Virus Surveillance System (NREVSS), EpiCom, and Florida ILINet in order to track influenza activity in the state.

Novel influenza:

- Eighteen confirmed cases of influenza A H3N2v infection have been reported since June, 2013. Michigan reported the two most recent cases. Since being first identified in the United States, CDC has reported 327 cases and one fatality. **No cases of H3N2v infection have been reported in Florida.** More information can be found at: <http://www.cdc.gov/flu/swineflu/h3n2v-cases.htm>. The H3N2v strain originates from influenza that circulates in pigs. Nearly all people infected with H3N2v have reported direct or indirect contact with swine. No sustained human to human transmission has been identified.
- For current information on novel or pandemic strains of influenza (including avian or swine origin influenza A) visit <http://www.doh.state.fl.us/Environment/medicine/arboviral/zoonoses/Zoonotic-avian.html>.

State:

Influenza virus is circulating at low levels in Florida, which is typical for this time of year.

- **Emergency department (ED) and urgent care center (UCC) influenza-like illness (ILI) visits remain low, which is typical for this time of year.**
 - In the Panhandle, ILI visits decreased in the current week.
 - In the Northeast, Central and South Florida, ED and UCC visits for ILI increased in the current week.
- In weeks 37 and 38, thirty five specimens were submitted for influenza testing at the Bureau of Public Health Laboratories (BPHL). Seven specimen tested PCR positive: five for influenza A 2009 H1N1 and two for influenza A unspecified.
 - Nationally (including Florida), almost all circulating influenza is a good match for the vaccine.
- **In week 37, the preliminary estimated number of deaths due to pneumonia or influenza in Florida is lower than the seasonal baseline, based on previous years' data.** Estimated deaths due to pneumonia and influenza are identified using preliminary death certificate data viewed in ESSENCE-FL.

September 26, 2013

Posted on the Bureau of Epidemiology website: <http://www.doh.state.fl.us/floridaflu/>

Produced by: Bureau of Epidemiology, Florida Department of Health (FDOH)

Contributors: Heather Rubino, MS; Lea Heberlein-Larson, MPH; Valerie Mock; Janet Hamilton, MPH; Leah Eisenstein, MPH; Ynggrid Padilla, MPH

In this Issue:

Summary	1
NREVSS Respiratory Virus Surveillance	1
ESSENCE-FL Syndromic Surveillance Summary	2
Florida Pneumonia and Influenza Mortality Data	2
Influenza and ILI Outbreaks	2

TABLE 1: Summary of Florida ILI Activity for Week 38

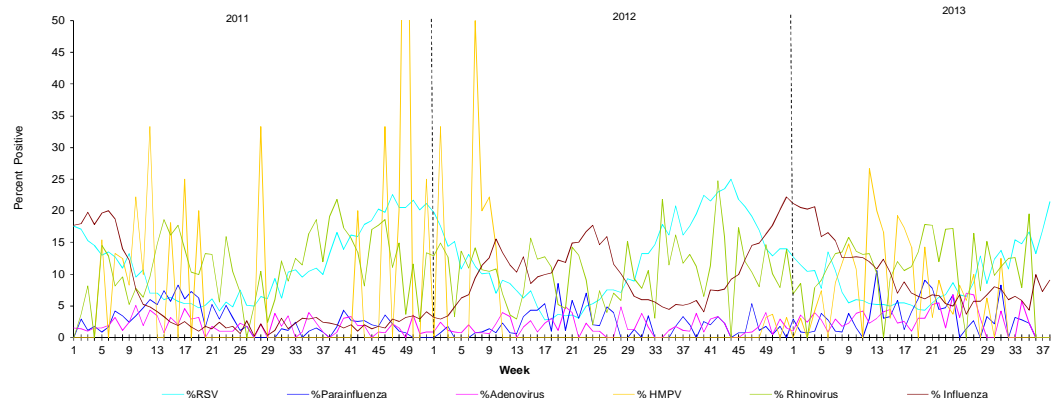
Measure	Difference from previous week	Current week 38	Previous week 37
Percent of total visits to participating outpatient ILINet providers for ILI	No Change	1.0%	1.0%
Percent of emergency department and urgent care center visits (from ESSENCE-FL) due to ILI	No Change	1.8%	1.8%
Number of laboratory specimens that were positive for influenza (out of total number tested)	▼1	3 (of 21)	4 (of 14)
Number of ILI outbreaks reported in EpiCom	No Change	0	0

NREVSS Respiratory Virus Surveillance

The National Respiratory and Enteric Virus Surveillance System (NREVSS) collects data from laboratories around the country on a weekly basis. NREVSS monitors temporal and geographic patterns of six common respiratory viruses. Florida has over 45 participating laboratory facilities.

FIGURE 1 shows the percentage of positive tests for six respiratory viruses reported by NREVSS-participating laboratories in Florida.

FIGURE 1: Percentage of Positive Respiratory Virus tests as collected by NREVSS, Florida 2010-2013, as of September 26, 2013



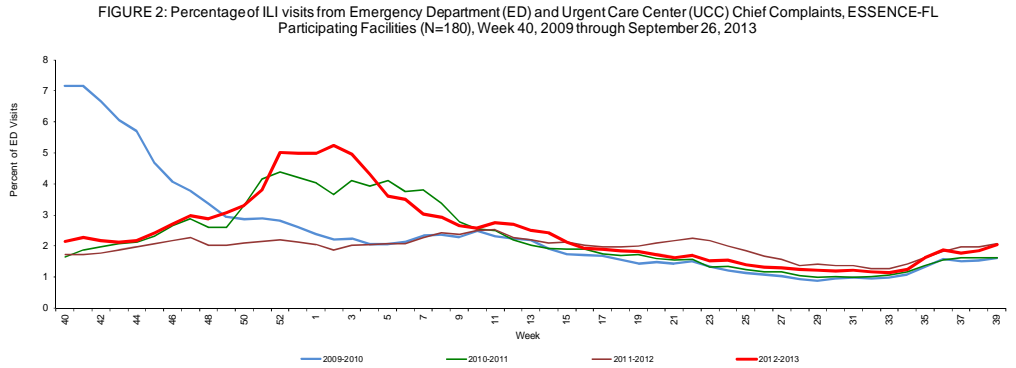
The six respiratory viruses summarized in Figure 1 are:

- RSV
- Parainfluenza 1-3
- Adenovirus
- Human Metapneumo Virus (HMPV)
- Rhinovirus
- Influenza

ESSENCE-FL collects data daily from 180 hospital emergency departments (ED) and urgent care centers (UCC). These data are processed into 11 different syndrome categories based on the patient's chief complaint. One of the categories is ILI, which is composed of chief complaints that include the words "influenza" or "flu," or complaints that contain fever plus cough or sore throat.

FIGURE 2 shows ESSENCE-FL data on ILI visits to EDs and UCCs as a percentage of all visits.

Overall activity for ILI reported in ESSENCE-FL is near expected levels for this time of year.



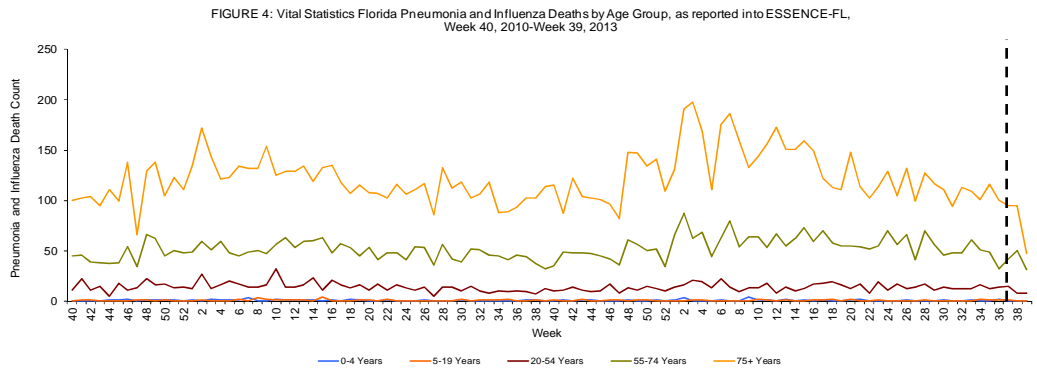
Florida Pneumonia and Influenza Mortality Surveillance

ESSENCE-FL now displays electronic vital statistics death record data from all 67 Florida counties. For pneumonia and influenza surveillance, death record literals are queried in ESSENCE-FL using a free-text query that searches for references to pneumonia and influenza on death certificates. Any mention of pneumonia or influenza in the death certificate literals, with certain exceptions, is counted as a pneumonia and influenza death. Current season pneumonia and influenza death numbers are preliminary estimates, and may change as more data are received. *The most recent data available are displayed here. ESSENCE-FL vital statistics death records data are currently considered to be complete through week 37, 2013.*

FIGURE 3 shows pneumonia and influenza deaths for all Florida counties by age group, Week 40, 2010 - Week 37, 2013, as reported into ESSENCE-FL.

For week 37 (ending September 14, 2013), there were:

- 151 preliminary estimated pneumonia and influenza deaths reported
- Upper bound of 95% confidence interval for prediction: 184 deaths
- **No excess deaths**



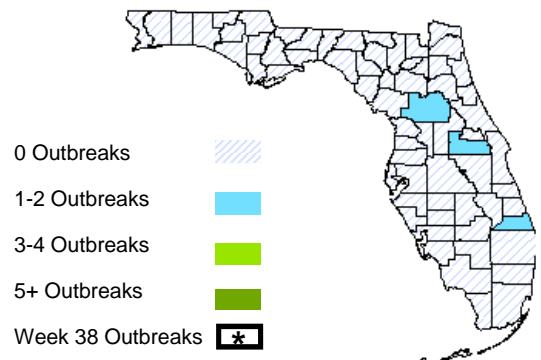
Death records data reported into ESSENCE-FL are currently considered to be complete through week 37, 2013.

Influenza and ILI Outbreaks

TABLE 2 : Summary of Florida ILI Outbreaks by Facility Type, Week 21, 2013-Week 38, 2013

Facility Type	Number of Outbreaks	Implicated Viruses
Correctional facility or jail	2	<ul style="list-style-type: none"> • Two outbreaks were due to influenza A 2009 H1N1
Nursing home	1	<ul style="list-style-type: none"> • One outbreak was due to influenza A H3
Total	3	<ul style="list-style-type: none"> • Two outbreaks were due to influenza A 2009 H1N1 • One outbreak was due to influenza A H3

Map 1: Influenza and ILI outbreaks by County, Week 21, 2012 - Week 38, 2013 as Reported by 9:00 a.m. September 11, 2013



Three influenza or ILI outbreaks have been reported into EpiCom since week 21, 2013.