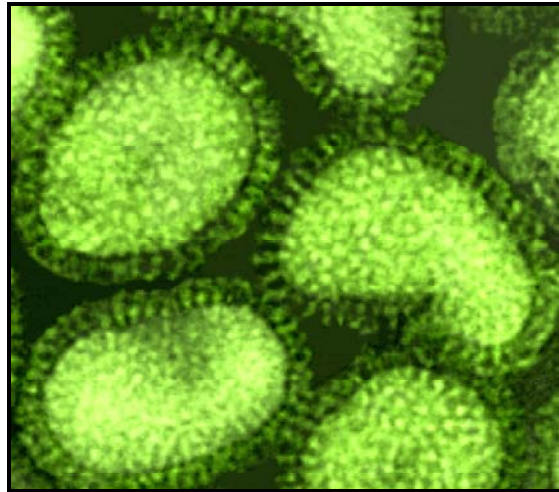


# Florida Influenza Surveillance

*Week Ending October 9, 2004  
(Week 40)*

*Angela Fix, MPH, Respiratory Disease  
Epidemiologist*

*Melissa Covey, Influenza Surveillance  
Coordinator*



## Summary

This is the first weekly Florida influenza surveillance report for the 2004-05 season. This report will be published each week from October to May. The goal of this report is to provide a timely summary of influenza activity surveillance in Florida. Influenza surveillance in Florida consists of six surveillance components: Florida Sentinel Physician Influenza Surveillance Network (FSPISN), state laboratory-based viral surveillance, county reported influenza activity levels, reporting of influenza-associated deaths among those  $\leq 50$  years of age, post-influenza infection encephalitis reporting, and reports of influenza or influenza-like illness (ILI) outbreaks in the community or institutional settings. Influenza is not a reportable disease in Florida and therefore information regarding the exact number of influenza cases within the state is not available.

These surveillance systems allow the Florida Department of Health, in collaboration with the Centers for Disease Control and Prevention (CDC), to determine when and where influenza activity is occurring, what viruses are circulating, detect changes in the circulating influenza viruses, track patterns of influenza-associated morbidity and mortality and estimate the overall impact of influenza in the state of Florida. Almost all of the reporting by the counties, laboratories and healthcare providers for the various surveillance programs that track influenza-associated morbidity and mortality is voluntary.

## Florida Influenza and Influenza-like Illness (ILI) Surveillance

This section presents information on ILI surveillance from sentinel providers and viral specimen testing surveillance by the state laboratories. The number of specimens tested and the positive results are reported for the previous surveillance week, as well as the ILI reported by the sentinel providers. To provide a more representative percentage of ILI activity in each region, the data collected from the sentinel providers are weighted by population.

Table 1 shows the breakdown of specimen testing and weighted ILI activity by region. The overall weighted percent ILI activity for the state was 0.74%, with the Centraleast and Centralwest regions reporting the highest activity (1.87% and 1.13%, respectively) and the Southwest region reporting the lowest activity (0.10%).

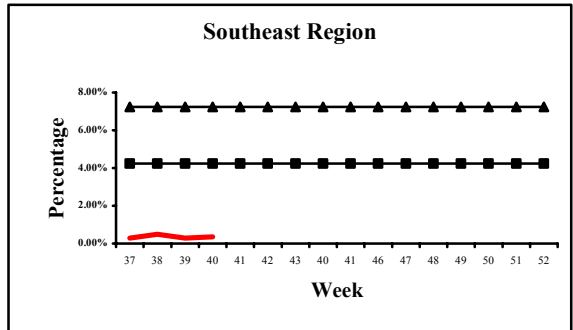
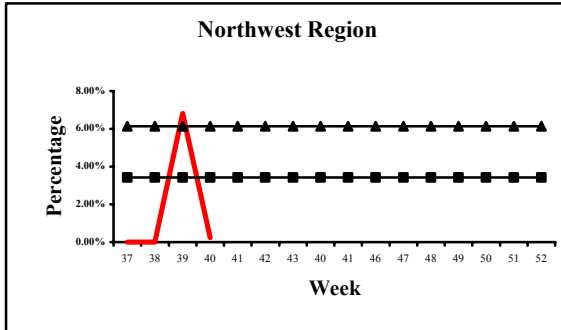
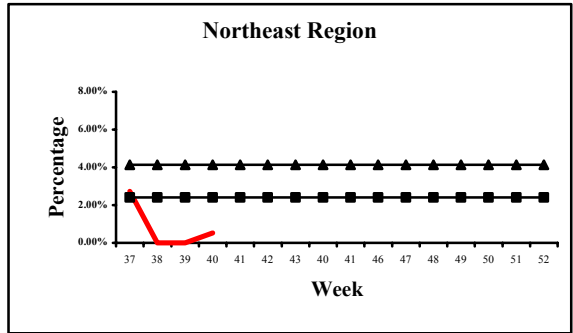
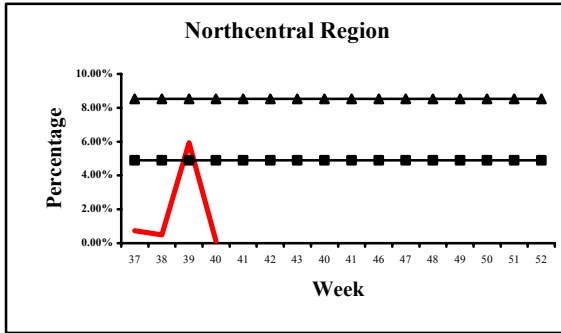
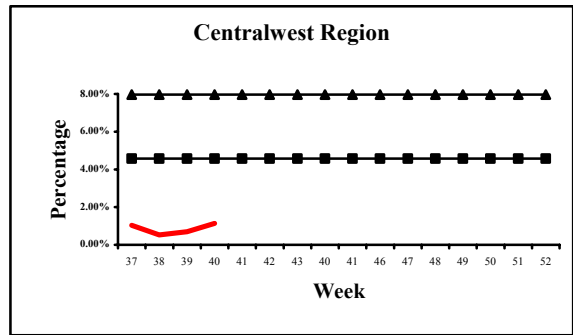
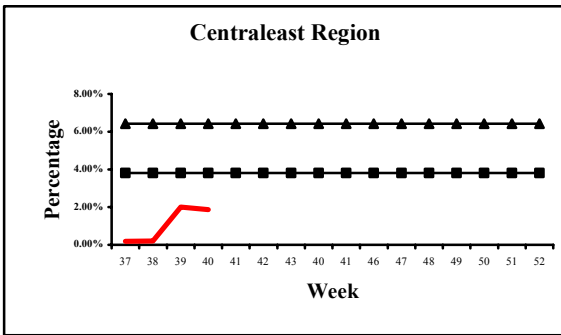
**TABLE 1. INFLUENZA-LIKE ILLNESS REPORTING AND SPECIMEN TESTING SUMMARY BY REGION**  
**WEEK ENDING 10/09/04 (WEEK 40)**  
 Report Date: October 15, 2004

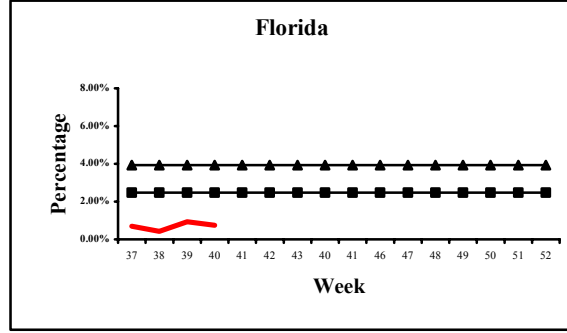
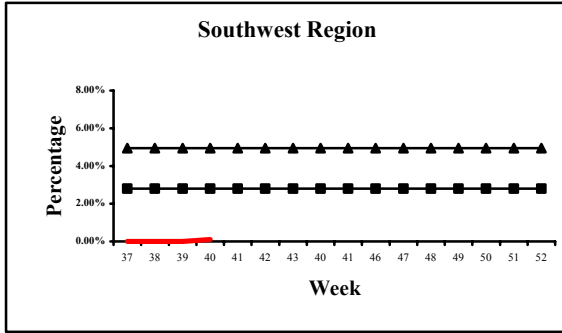
Region	Total Specimens Tested	A H1N1	A H3N2	A-Unk	B	Percent Positive	Reported ILI (Weighted %)
Centraleast	0	-	-	-	-	-	1.87%
Centralwest	0	-	-	-	-	-	1.13%
Northcentral	0	-	-	-	-	-	0.13%
Northeast	0	-	-	-	-	-	0.53%
Northwest	0	-	-	-	-	-	0.23%
Southeast	0	-	-	-	-	-	0.35%
Southwest	0	-	-	-	-	-	0.10%

**Influenza-like Illness Graphs By Region**

■ ■ ■ ■ ■ **Baseline:** A bar line that exceeds the baseline indicates moderate ILI activity

▲ ▲ ▲ ▲ ▲ **Threshold:** A bar line that exceeds the threshold indicates high ILI activity





### Florida Influenza Activity Map by County

Starting October 18, 2004, county health departments will begin reporting a weekly influenza activity code (see code definitions at end of this report) based on county level surveillance data. This data will be presented in the form of a map showing the varying levels of activity across the state. This information, along with data from the other influenza surveillance programs, will be used to determine an overall state influenza activity level that is reported to the Centers for Disease Control and Prevention on a weekly basis.

### Influenza Surveillance – Definitions and Reminders

#### Definitions of the influenza activity codes

**No Activity:** No laboratory-confirmed cases of influenza and no reported increase in the number of cases of ILI.

**Sporadic:** Small numbers of laboratory-confirmed influenza cases or a single influenza outbreak has been reported, but there is no increase in cases of ILI.

**Local:** Outbreaks of influenza or increases in ILI cases and recent laboratory-confirmed influenza in a single region of the state.

**Regional:** Outbreaks of influenza or increases in ILI cases and recent laboratory-confirmed influenza in at least two, but less than half the regions of the state.

**Widespread:** Outbreaks of influenza or increases in ILI cases and recent laboratory-confirmed influenza in at least half the regions of the state.

#### Important Reminders

- \* Influenza activity reporting by sentinel providers is voluntary.
- \* The influenza surveillance data is used to answer the question of where, when, and what viruses are circulating. It can be used to determine if influenza activity is increasing or decreasing, but it cannot be used to ascertain how many people have become ill with influenza so far this season.
- \* Reporting is incomplete for this week. Numbers may change as more reports are received.