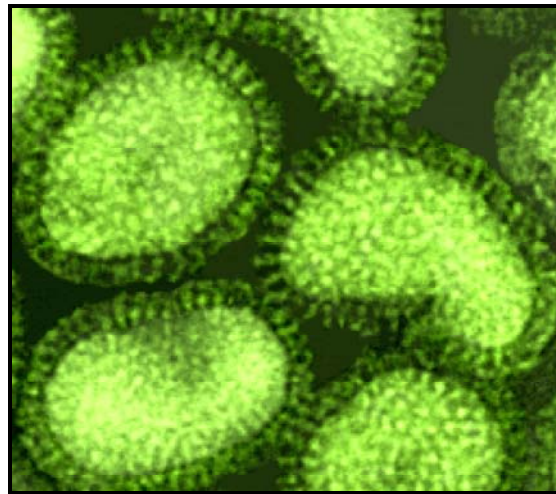


Florida Influenza Surveillance

Week Ending December 18, 2004 (Week 50)

Angela Fix, MPH, Respiratory Disease Epidemiologist

Brittni Jones, Influenza Surveillance Coordinator



Summary

Influenza-like illness (ILI) activity increased across most of the state for the week ending December 18, 2004 (Week 50). However, many providers did not report seeing any patients due to office closures for the holidays. ILI activity levels were below the baseline for all regions across the state. Palm Beach County Health Department reported localized ILI activity while seven County Health Departments (Alachua, Brevard, Collier, Marion, Polk, Sarasota and Volusia) reported sporadic ILI activity during Week 50. Thirty-seven counties reported no ILI activity and twenty-two counties did not report an activity code.

Florida Influenza and Influenza-like Illness (ILI) Surveillance

Table 1 outlines the breakdown of specimen testing and weighted ILI activity by region. The overall weighted percent ILI activity for the state for the week ending December 18, 2004 was 1.83%. This decrease from the previous week's ILI activity of 2.00% is not a statistically significant ($p = 0.12$). The Centraleast region reported the highest influenza activity (3.51%) in the state while the Centralwest region reported the lowest influenza activity (0.82%).

TABLE 1. INFLUENZA-LIKE ILLNESS REPORTING AND SPECIMEN TESTING SUMMARY BY REGION
Report Date: December 27, 2004

Region	Specimen Testing and Results for the Previous Three Weeks									Reported ILI* for Week 50: Week ending Dec. 18, 2004
	Total Specimens Tested	A H1N1	A H3N2	A Unk	B Hong Kong	B Shanghai	B Unk	Other Resp.	Percent Positive	
Centraleast	1	1	-	-	-	-	-	-	100.00%	3.51%
Centralwest	21	-	1	3	-	-	1	-	23.81%	0.82%
Northcentral	1	-	-	-	-	-	-	-	0.00%	2.05%
Northeast	15	-	-	-	2	-	-	1	20.00%	1.83%
Northwest	2	-	-	-	-	-	-	-	0.00%	1.04%
Southeast	16	-	-	-	5	-	9	-	87.50%	1.71%
Southwest	1	-	-	-	-	-	-	-	0.00%	1.17%

During the previous three weeks, the Jacksonville Central and Tampa Branch laboratories received fifty-seven specimens for influenza testing. Of these specimens, twenty-three tested positive (40.35%) for respiratory viruses: one isolate was influenza A H1N1, one isolate was influenza A H3N2, three isolates were influenza A Unknown species, seven isolates were

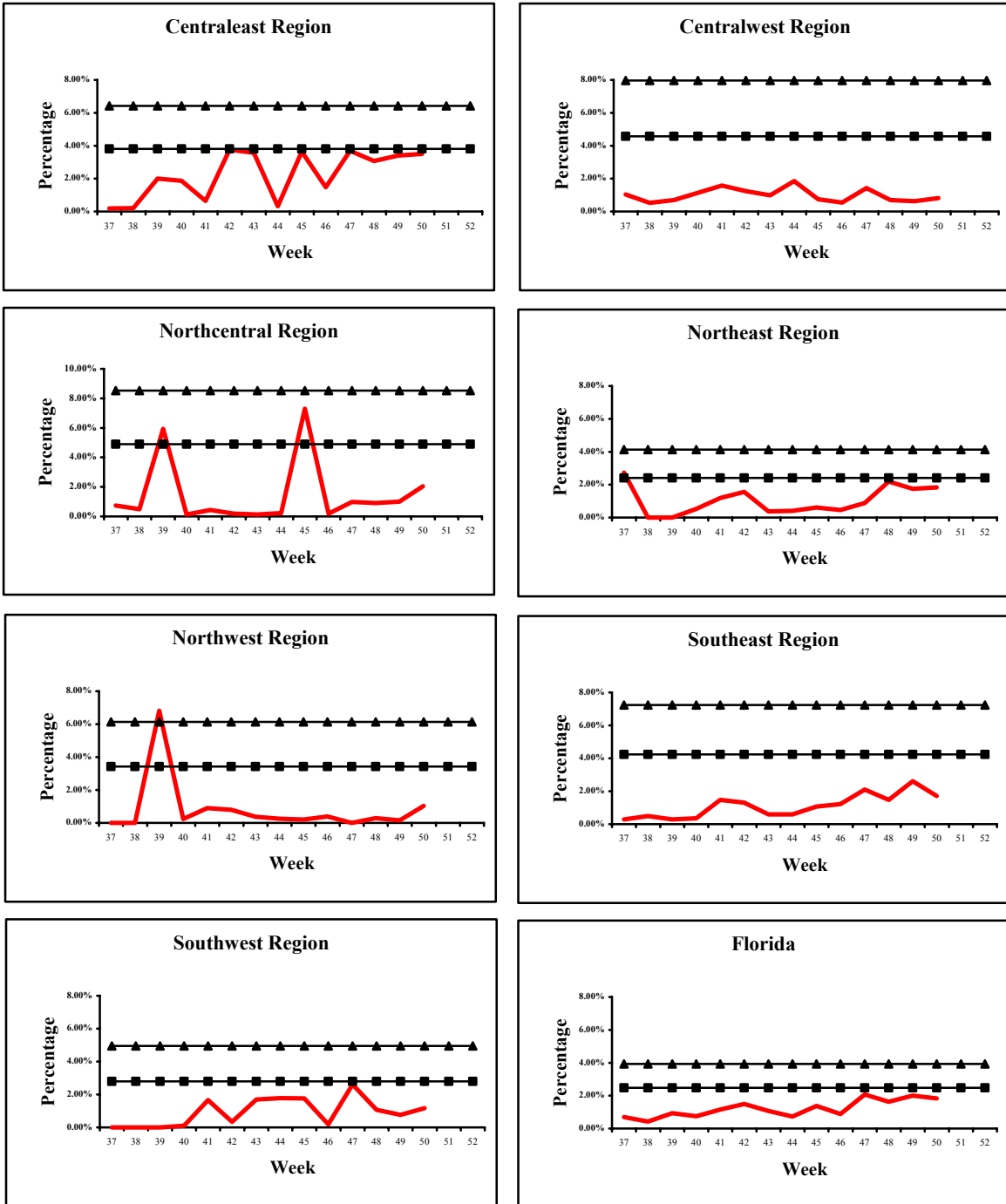
influenza B Hong Kong, ten isolates were influenza B Unknown species and one isolate was Adenovirus.

Since October 3, 2004, the Jacksonville Central and Tampa Branch laboratories have tested 169 specimens, of which, 36 (21.30%) tested positive for respiratory viruses. Of the isolates positive for respiratory viruses: twenty-six were influenza B (72.22%), six were influenza A (16.67%), three were Adenovirus (8.33%), and one was Parainfluenza (2.78%).

Influenza-like Illness Graphs By Region

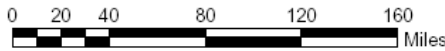
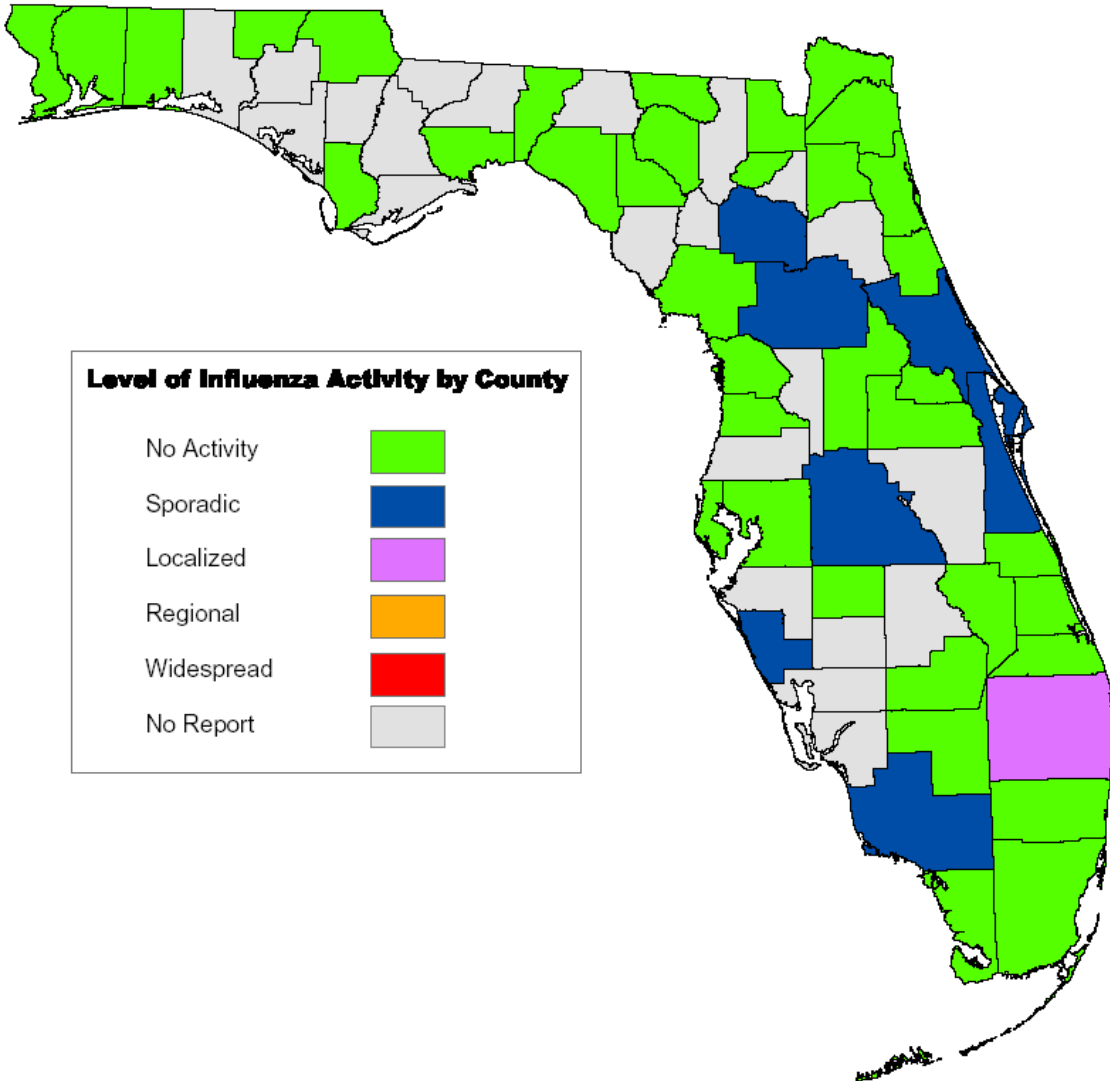
■ ■ ■ ■ ■ **Baseline:** A bar line that exceeds the baseline indicates moderate ILI activity

▲ ▲ ▲ ▲ ▲ **Threshold:** A bar line that exceeds the threshold indicates high ILI activity



Weekly Influenza Activity

Week ending December 18, 2004 - Week 50



1:3781809

Florida Department of Health
Bureau of Epidemiology

Disclaimer:
This product is for reference purposes only and is not to be construed as a legal document. Any reliance on the information contained herein is at the user's own risk. The Florida Department of Health and its agents assume no responsibility for any use of the information contained herein or any loss resulting therefrom. Map printed December 27, 2004.

Influenza Surveillance – Definitions and Reminders

Influenza Surveillance Regions

Centraleast: Brevard, Indian River, Lake, Martin, Orange, Osceola, Seminole, St. Lucie and Volusia.

Centralwest: Citrus, Hardee, Hernando, Hillsborough, Manatee, Pasco, Pinellas, Polk and Sumter.

Northcentral: Columbia, Dixie, Franklin, Gadsden, Hamilton, Jefferson, Lafayette, Leon, Liberty, Madison, Suwannee, Taylor, and Wakulla.

Northeast: Alachua, Baker, Bradford, Clay, Duval, Flagler, Gilchrist, Levy, Marion, Nassau, Putnam, St. Johns and Union.

Northwest: Bay, Calhoun, Escambia, Gulf, Holmes, Jackson, Okaloosa, Santa Rosa, Walton and Washington.

Southeast: Broward, Miami-Dade, Monroe and Palm Beach.

Southwest: Charlotte, Collier, Desoto, Glade, Hendry, Highlands, Lee, Okeechobee and Sarasota.

Definitions of the influenza activity codes

No Activity: No laboratory-confirmed cases of influenza and no reported increase in the number of cases of ILI.

Sporadic: Small numbers of laboratory-confirmed influenza cases or a single influenza outbreak has been reported, but there is no increase in cases of ILI.

Local: Outbreaks of influenza or increases in ILI cases and recent laboratory-confirmed influenza in a single region of the state.

Regional: Outbreaks of influenza or increases in ILI cases and recent laboratory-confirmed influenza in at least two but less than half the regions of the state.

Widespread: Outbreaks of influenza or increases in ILI cases and recent laboratory-confirmed influenza in at least half the regions of the state.

Important Reminders

- * Influenza activity reporting by sentinel providers is voluntary.
- * The influenza surveillance data is used to answer the question of where, when, and what viruses are circulating. It can be used to determine if influenza activity is increasing or decreasing, but it cannot be used to ascertain how many people have become ill with influenza so far this season.
- * Reporting is incomplete for this week. Numbers may change as more reports are received.